



QCY-T17S True Wireless Earbuds User Manual

January 10, 2022

[Home](#) » [QCY](#) » QCY-T17S True Wireless Earbuds User Manual 



**QCY-T17S
True Wireless Earbuds
BH21Q17B**



<https://mapp.qcymall.com/qcyearphones/zh/download/qcy>

For a better-using experience, please scan to download the QCY app before start-up.

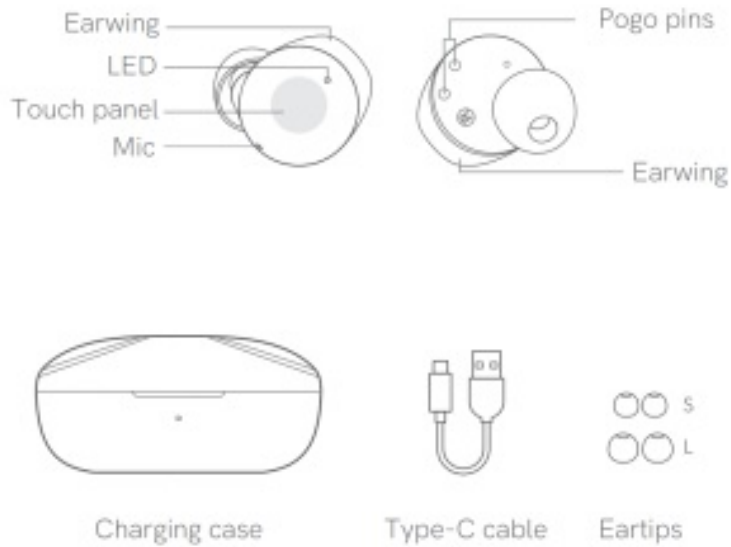
Contents [[hide](#)]

- [1 Overview](#)
- [2 How to Connect](#)
- [3 Factory Setting](#)
- [4 Use Instruction](#)
- [5 Function](#)
- [6 Warranty Card](#)
- [7 Documents / Resources](#)
 - [7.1 Related Manuals / Resources](#)

Overview

Chose Eartips

please try medium ear tips first as they fit most people.



The above pictures are for reference only and partial items may vary.

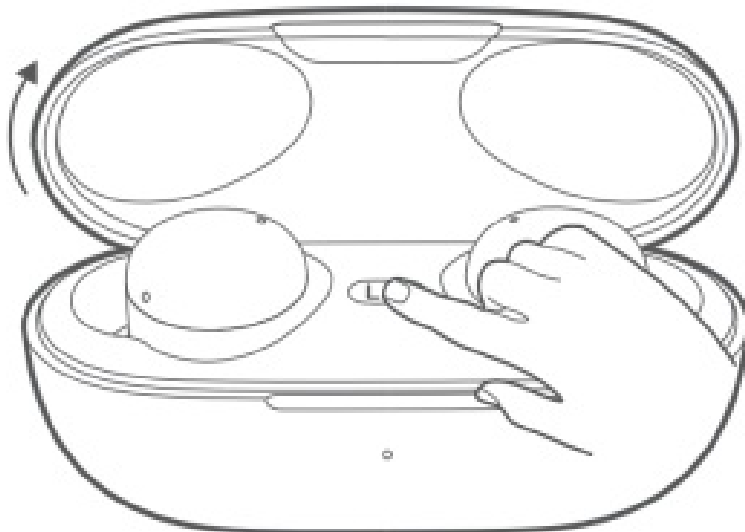
How to Connect

First Time Pairing:

1. Pick up both earbuds, pop them back in case then close the lid to activate them.
 2. Open the lid to power on earbuds and turn them connectable.
- Then search OCY-T175 on the phone and tap to connect.

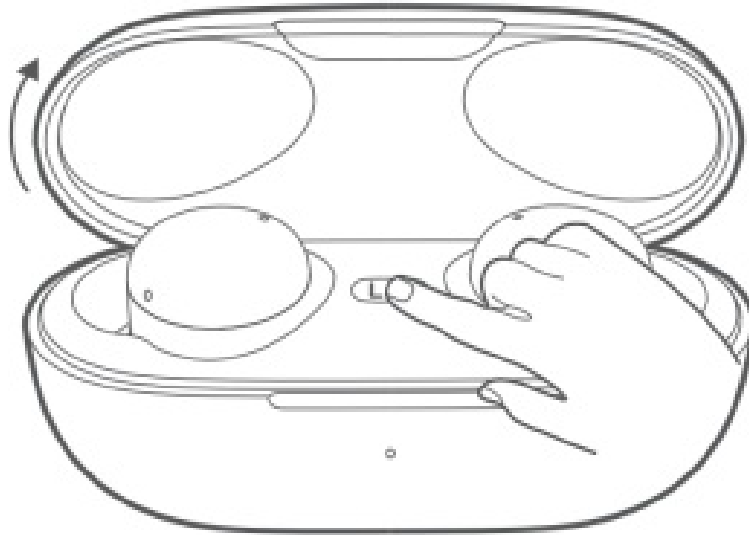
One Press to Connect:

- 1 Push both earbuds in case
- 2 Open lid and keep pressing the button on the case for ds to turn earbuds connectable to phone



Factory Setting

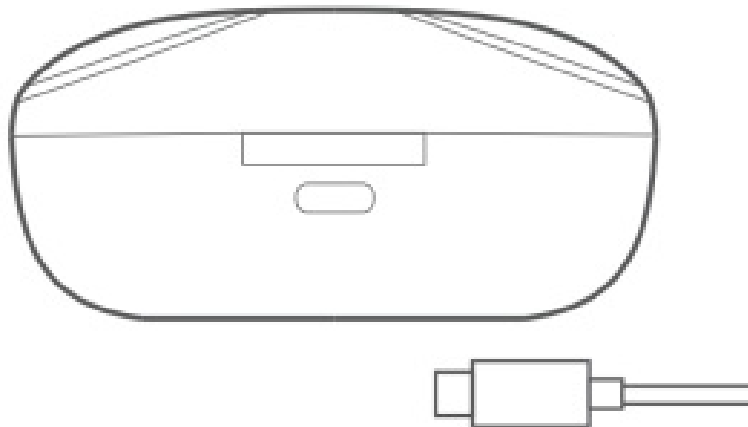
1. Push both earbuds in case.
2. Open the lid and keep pressing the button on the case for us to set earbuds to factory they will auto turn connectable to phone after factory setting).



LED on Case

Battery level of case > 20% (Blue) Battery level of case < 20% (Red)

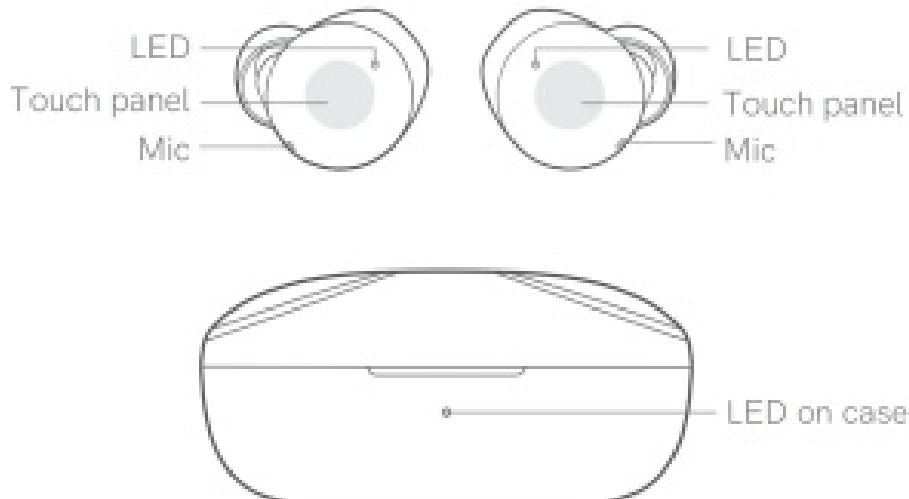
Use Instruction



The LED on Case

LED glows solid red when earbuds are charging and turns to blue once topped up.

Function



Warranty Card

Warranty Period

12 months after you purchase this item for you may inquire your local shopper for more details).

Free Service:

Supposing any defects caused by quality issues occur within the warranty period, please take this warranty card and purchase receipts to your distributor for free exchange service.

Model Number:.....

Date of Purchasing;.....

User's Name;.....

User's Phone:.....

User's Address:.....

Shop's Name:.....

Shop's Address:.....

Comments:.....

Free exchange service will not be accessed under the following circumstances:

1. Damages caused unauthorized disassembly.
2. Defects or physical damages caused by leaking or dropping off.
3. Damages by an act of God. Supposing your item is within any damages or defects except the above circumstances, please return to us or your distributor for free repairing.

This equipment has been tested and found to comply with the limits for a Class B digital device, pursuant to Part 15 of the FCC Rules. These limits are designed to provide reasonable protection against harmful interference in a residential installation. This equipment generates uses and can radiate radio frequency energy and, if not installed and used in accordance with the instructors, may cause harmful interference to radio communications. However, there is no guarantee that interference will not occur in a particular installation. If this equipment does cause harmful interference to radio or television reception, which can be determined by turning the equipment off and on, the user is encouraged to try to correct the interference by one or more of the following measures:

- Reorient or relocate the receiving antenna.
- Increase the separation between the equipment and receiver
- . -Connect the equipment into an outlet on a circuit different from that to which the receiver is connected.
- Consult the dealer or an experienced radio/TV technician for help.

This device complies with part 15 of the FCC Rules. Operation is subject to the following two conditions: (11This device may not cause harmful interference, and 12) this device must accept any interference received, including interference that may cause undesired operation.

Changes or modifications not expressly approved by the party responsible for compliance could void the user's authority to operate the equipment.

Part Name	Hazardous Substances									
	Pb	Hg	Cd	Cr) (VI	PBB	PBDE	DIP	DEEP	DBP	BBP
Main body	X	0	0	0	0	0	0	0	0	0
Battery	0	0	0	0	0	0	0	0	0	0
Ear tips	0	0	0	0	0	0	0	0	0	0
Accessories	0	0	0	0	0	0	0	0	0	0
Charging cable	x	0	0	0	0	0	0	0	0	0

This form is made by SJ/T 11364 regulation.

O; means that hazardous substance content in the homogeneous materials of this part is within the limits of (EU) 2015/863 regulation.

X: means that hazardous substance content in, at least, one certain homogeneous material of this part is beyond the limits of (EU) 2015/863 regulation, but there is no mature alternative in the industry at present, it still conforms to the EU ROHS Directive in the scope of the exemption.

Notes: Please arrange using time properly as your hearing may be damaged by using the device for a long time.
 Manufacturer: Dongguan Hele Electronics Co., Ltd. Address: Daojiao Town, Dongguan City, Guangdong, China

Tips


1. Before using the earbuds, please read the manual carefully and keep it for future references.
2. The earbuds need to be fully charged prior to first-time use.
3. If the earbuds are left unused for over two weeks, please recharge.
4. Please use the chargers made by a qualified manufacturer.
5. If the earbuds cannot be found by your phone, please check whether they are in pairing mode; if left unconnected for a long while, the earbuds will exit pairing mode, please re-enter the mode; if a procedure error of your phone occurs, reboot it; if a procedure error of the earbuds occurs, reboot or reset it.

Caveats

1. Never disassemble or modify your earbuds for any reason to avoid any damages and danger.
2. Do not store the earbuds in extreme temperatures (under 0°C or over 45°C).
3. Avoid using the indicator close to the eyes of children or animals.
4. Do not use the earbuds during a thunderstorm to avoid dysfunction and increased risk of electric shock.
5. Do not use harsh chemicals or strong detergents to clean the earbuds. Note: please do not use earbuds for a long time as may damage your hearing.

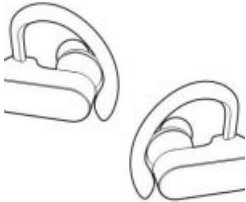


Documents / Resources



[QCY QCY-T17S True Wireless Earbuds](#) [pdf] User Manual
BH21Q17BR, RDR-BH21Q17BR, RDRBH21Q17BR, BH21Q17BL, RDR-BH21Q17BL, RDRBH
21Q17BL, QCY-T17S, BH21Q17B, True Wireless Earbuds

Related Manuals / Resources



[True Wireless Earbuds User Manual](#)

True Wireless Earbuds User Manual



[QCY T13 True Wireless Earbuds User Guide](#)

QCY-T13 True Wireless Earbuds

<https://mapp.qcymall.com/qcyearphones/zh/download/qcy> For a better user experience, please scan to download the QCY app before...



[Blackweb True Wireless Earbuds BWD19AAH User Manual](#)

Blackweb True Wireless Earbuds BWD19AAH User Manual Blackweb True Wireless Earbuds BWD19AAH User Manual - Optimized PDF Blackweb...



[EarFun Air True Wireless Earbuds User Manual](#)

EarFun Air True Wireless Earbuds User Manual What's in the Box Product Diagram Charging Specification How to fit...